

Date: 06/10/2015

To,  
Gen. Manager (DCS)  
Bombay Stock Exchange Ltd.  
P J Towers, Dalal Street,  
Fort, Mumbai-400001

**SUB- COMPLIANCE OF CLAUSE 35 OF LISTING AGREEMENT OF M/S. PRATIKSHA  
CHEMICALS LIMITED**

Dear Sir,

Please find enclosed herewith a copy of Shareholding Pattern of the company for the Quarter ended on 30<sup>th</sup> September, 2015 in compliance of Clause 35 of Listing Agreement.

You are requested to take the same on your record.

Thanking You.

Yours Sincerely,

**FOR, PRATIKSHA CHEMICALS LIMITED**



**MR. JAYESH PATEL  
TECHNICAL DIRECTOR  
(DIN: 00401109)**



**PRATIKSHA CHEMICALS LIMITED**

Regd. Off : 3rd Floor, H. K. Complex , Nr. Dharnidhar Derasar, Paldi, Ahmedabad-380 007 India  
Ph. 26632390, 26609530 Fax No : +91 79 26612843.

Website : <http://www.dharapratiksha.com> E-mail : [exports@dharapratiksha.com](mailto:exports@dharapratiksha.com)

**CIN : L24110GJ1991PLC015507**

Factory : 195/2, Near Natraj Industrial Estate, Village Iyawa Vasna, Sanand.  
(Dist : Ahmedabad) India. Phone 02717-284350

**Introductory sub-table (I)(a)**

<b>Name of the Company: PRATIKSHA CHEMICALS LTD</b>			
<b>Scrip Code: 531257, Name of the scrip: PRATIKSH, class of security: EQUITY</b>			
<b>Quarter ended: 30th September, 2015</b>			
<b>Partly paid-up shares:-</b>	<b>No. of partly paid-up shares</b>	<b>As a % of total no. of partly paid-up shares</b>	<b>As a % of total no. of shares of the company</b>
Held by promoter/promoter group	0	0	0
Held by public	0	0	0
<b>Total</b>	<b>0</b>	<b>0</b>	<b>0</b>
<b>Outstanding convertible securities:-</b>	<b>No. of outstanding securities</b>	<b>As a % of total no. of outstanding convertible securities</b>	<b>As a % of total no. of shares of the company, assuming full conversion of the convertible securities</b>
Held by promoter/promoter group	0	0	0
Held by public	0	0	0
<b>Total</b>	<b>0</b>	<b>0</b>	<b>0</b>
<b>Warrants:-</b>	<b>No. of warrants</b>	<b>As a % of total no. of warrants</b>	<b>As a % of total no. of shares of the company, assuming full conversion of warrants</b>
Held by promoter/promoter group	0	0	0
Held by public	0	0	0
<b>Total</b>	<b>0</b>	<b>0</b>	<b>0</b>
<b>Total paid-up capital of the company, assuming full conversion of warrants and convertible securities</b>			<b>5570340</b>

**FOR, PRATIKSHA CHEMICALS LTD.**

*[Signature]*  
**DIRECTOR**

**Statement Showing Shareholding Pattern**

Category code	Category of Shareholder	Number of Shareholders	Table (I)(a)		Total shareholding as a percentage of total number of shares		Shares Pledged or otherwise encumbered	
			Total number of shares	Number of shares held in dematerialized form	As a percentage of(A+B) <sup>1</sup>	As a percentage of (A+B+C)	Number of shares	As a percentage
(I)	(II)	(III)	(IV)	(V)	(VI)	(VII)	(VIII)	(IX)= (VIII)/(IV)*100
<b>(A)</b>	<b>Shareholding of Promoter and</b>							
<b>1</b>	<b>Indian</b>							
(a)	Individuals/ Hindu Undivided Family	12	1774700	1647700	31.86	31.86	0	0.00
(b)	Central Government/ State Government(s)	0	0	0	0.00	0.00	0	0.00
(c)	Bodies Corporate	1	240000	0	4.31	4.31	0	0.00
(d)	Financial Institutions/ Banks	0	0	0	0.00	0.00	0	0.00
(e)	Any Others(Specify)	0	0	0	0.00	0.00	0	0.00
(e-i)	Not Specified	0	0	0	0.00	0.00	0	0.00
(e-ii)	Not Specified	0	0	0	0.00	0.00	0	0.00
	<b>Sub Total(A)(1)</b>	<b>13</b>	<b>2014700</b>	<b>1647700</b>	<b>36.17</b>	<b>36.17</b>	<b>0</b>	<b>0.00</b>
<b>2</b>	<b>Foreign</b>							
a	Individuals (Non-Residents Individuals/ Foreign Individuals)	0	0	0	0.00	0.00	0	0.00
b	Bodies Corporate	0	0	0	0.00	0.00	0	0.00
c	Institutions	0	0	0	0.00	0.00	0	0.00
d	Qualified Foreign Investor	0	0	0	0.00	0.00	0	0.00
e	Any Others(Specify)	0	0	0	0.00	0.00	0	0.00
e-i	Not Specified	0	0	0	0.00	0.00	0	0.00
e-ii	Not Specified	0	0	0	0.00	0.00	0	0.00
	<b>Sub Total(A)(2)</b>	<b>0</b>	<b>0</b>	<b>0</b>	<b>0.00</b>	<b>0.00</b>	<b>0</b>	<b>0.00</b>
	<b>Total Shareholding of Promoter</b>	<b>13</b>	<b>2014700</b>	<b>1647700</b>	<b>36.17</b>	<b>36.17</b>	<b>0</b>	<b>0.00</b>
<b>(B)</b>	<b>Public shareholding</b>							
<b>1</b>	<b>Institutions</b>							
(a)	Mutual Funds/ UTI	0	0	0	0.00	0.00	0	0.00
(b)	Financial Institutions/ Banks	0	0	0	0.00	0.00	0	0.00
(c)	Central Government/ State Government(s)	0	0	0	0.00	0.00	0	0.00
(d)	Venture Capital Funds	0	0	0	0.00	0.00	0	0.00
(e)	Insurance Companies	0	0	0	0.00	0.00	0	0.00
(f)	Foreign Institutional Investors	0	0	0	0.00	0.00	0	0.00
(g)	Foreign Venture Capital Investors	0	0	0	0.00	0.00	0	0.00
(h)	Qualified Foreign Investor	0	0	0	0.00	0.00	0	0.00
(i)	Any Other (specify)	0	0	0	0.00	0.00	0	0.00
(i-ii)	Not Specified	0	0	0	0.00	0.00	0	0.00
(i-ii)	Not Specified	0	0	0	0.00	0.00	0	0.00
	<b>Sub-Total (B)(1)</b>	<b>0</b>	<b>0</b>	<b>0</b>	<b>0.00</b>	<b>0.00</b>	<b>0</b>	<b>0.00</b>
<b>B 2</b>	<b>Non-institutions</b>							
(a)	Bodies Corporate	38	465831	368331	8.36	8.36	0	0.00
(b)	Individuals				0.00	0.00	0	0.00


I	Individuals -i. Individual shareholders holding nominal share capital up to Rs 1 lakh	4531	1538851	876891	27.63	27.63	0	0.00
II	ii. Individual shareholders holding nominal share capital in excess of Rs. 1 lakh.	24	1217375	1187275	21.85	21.85	0	0.00
(c)	Qualified Foreign Investor	0	0	0	0.00	0.00	0	0.00
(d)	Any Other (specify)							
(d-i)	Others	2	4500	4500	0.08	0.08	0	0.00
(d-ii)	Non Resident Indian (Repat)	60	254583	117183	4.57	4.57	0	0.00
(d-iii)	Non Resident Indian (Non-Repat)	4	74500	74500	1.34	1.34	0	0.00
	<b>Sub-Total (B)(2)</b>	<b>4659</b>	<b>3555640</b>	<b>2628680</b>	<b>63.83</b>	<b>63.83</b>	<b>0</b>	<b>0.00</b>
<b>(B)</b>	<b>Total Public Shareholding (B)= (B)(1)+(B)(2)</b>	<b>4659</b>	<b>3555640</b>	<b>2628680</b>	<b>63.83</b>	<b>63.83</b>	<b>0</b>	<b>0.00</b>
	<b>TOTAL (A)+(B)</b>	<b>4672</b>	<b>5570340</b>	<b>4276380</b>	<b>100.00</b>	<b>100.00</b>	<b>0</b>	<b>0.00</b>
<b>(C)</b>	<b>Shares held by Custodians and against which Depository Receipts have been issued</b>							
1	Promoter and Promoter Group	0	0	0	0	0.00	0	0.00
2	Public	0	0	0	0	0.00	0	0
	<b>Sub-Total (C)</b>	<b>0</b>	<b>0</b>	<b>0</b>	<b>0</b>	<b>0</b>	<b>0</b>	<b>0</b>
	<b>GRAND TOTAL (A)+(B)+(C)</b>	<b>4672</b>	<b>5570340</b>	<b>4276380</b>	<b>100</b>	<b>100.00</b>	<b>0</b>	<b>0.00</b>

FOR, PRAKSHA CHEMICALS LTD.

  
DIRECTOR

Sr.No	Notes
1	FOREIGN SHARE HOLDING IS 3,29,083 SHARES CONSISTING OF 5.91% OF PAID UP CAPITAL OF THE COMPANY.
2	
3	
4	
5	
6	
7	
8	
9	

FOR, PRATIKSHA CHEMICALS LTD.




DIRECTOR

**(I)(b) Statement showing holding of securities (including shares, warrants, convertible securities) of persons belonging to the category "Promoter and Promoter Group"**

Sr. No.	Name of the shareholder	Details of Shares held		Encumbered shares (*)			Details of warrants		Details of convertible securities		Total shares (including underlying shares assuming full conversion of warrants and convertible securities) as a % of diluted share capital
		Number of shares held	As a % of grand total (A)+(B)+(C)	No.	As a percentage	As a % of grand total (A)+(B)+(C) of sub-clause (I)(a)	Number of warrants held	As a % total number of warrants of the same class	Number of convertible securities held	As a % total number of convertible securities of the same class	
(I)	(II)	(III)	(IV)	(V)	(VI)=(V)/(III)*100	(VII)	(VIII)	(IX)	(X)	(XI)	(XII)
1	HARSHADBHAI K PATEL	725032	13.02	0	0.00	0.00	0	0	0	0	13.02
2	HARISHBHAI BHATT	692690	12.44	0	0.00	0.00	0	0	0	0	12.44
3	H B BUILDERS PVT LTD	240000	4.31	0	0.00	0.00	0	0	0	0	4.31
4	RATNAKALABEN H PATEL	68610	1.23	0	0.00	0.00	0	0	0	0	1.23
5	JAYESH KANTILAL PATEL	78950	1.42	0	0.00	0.00	0	0	0	0	1.42
6	CHANDRAPRABHA K. BHATT	49200	0.88	0	0.00	0.00	0	0	0	0	0.88
7	SURBHI HARISHBHAI BHATT	38298	0.69	0	0.00	0.00	0	0	0	0	0.69
8	PURNIMA UPENDRA ADHAVARY	48000	0.86	0	0.00	0.00	0	0	0	0	0.86
9	MUKESH C SHAH	37120	0.67	0	0.00	0.00	0	0	0	0	0.67
10	PARESH M SHAH	22700	0.41	0	0.00	0.00	0	0	0	0	0.41
11	JAYESH B CHAUHAN	13300	0.24	0	0.00	0.00	0	0	0	0	0.24
12	JAYSHREE A PATEL	500	0.01	0	0.00	0.00	0	0	0	0	0.01
13	PRAKASH JAIN	300	0.01	0	0.00	0.00	0	0	0	0	0.01
<b>TOTAL</b>		<b>2014700</b>	<b>36.17</b>	<b>0</b>	<b>0.00</b>	<b>0.00</b>	<b>0</b>	<b>0</b>	<b>0</b>	<b>0</b>	<b>36.19</b>

(\* The term "encumbrance" has the same meaning as assigned to it in regulation 28(3) of the SAST Regulations, 2011

FOR, PRATIKSHA CHEMICALS LTD.

  
DIRECTOR

**(I)(c)(i) Statement showing holding of securities (including shares, warrants, convertible securities) of persons belonging to the category "Public" and holding more than 1% of the total number of shares**

Sr. No.	Name of the shareholder	Number of shares held	Shares as a percentage of total number of shares {i.e., Grand Total (A)+(B)+(C) indicated in Statement at para (I)(a) above}	Details of warrants		Details of convertible securities		Total shares (including underlying shares assuming full conversion of warrants and convertible securities) as a % of diluted share capital
				Number of warrants held	As a % of total number of warrants of the same class	Number of convertible securities held	% w.r.t total number of convertible securities of the same class	
1	ATITH B SHAH	403850	7.25	0	0	0	0	7.25
2	APPURVA B SHAH	403850	7.25	0	0	0	0	7.25
3	DHANLAXMI LEASE FINANCE LTD.	175200	3.15	0	0	0	0	3.15
4	LABDHI SHARES AND STOCKS HOLDINGS PVT.LTD.	112000	2.01	0	0	0	0	2.01
5	SURENDRA RAOJIBHAI PATEL	100000	1.80	0	0	0	0	1.80
6	PADMAVATI STOCKS PVT. LTD.	90000	1.62	0	0	0	0	1.62
7	BEENA RAJENDRA MULANI	68200	1.22	0	0	0	0	1.22
8	THAKKAR KRISHNA K	66700	1.20	0	0	0	0	1.2
9	VANITABEN PATEL	57548	1.03	0	0	0	0	1.03
<b>TOTAL</b>		<b>1477348</b>	<b>26.52</b>	<b>0</b>	<b>0</b>	<b>0</b>	<b>0</b>	<b>26.52</b>

FOR, PRATIKSHA CHEMICALS LTD.

  
DIRECTOR

**(I)(c)(ii) Statement showing holding of securities (including shares, warrants, convertible securities) of persons (together with PAC) belonging to the category "Public" and holding more than 5% of the total number of shares of the company**

Sr. No.	Name(s) of the shareholder(s) and the Persons Acting in Concert (PAC) with them	Number of shares	Shares as a percentage of total number of shares {i.e., Grand Total (A)+(B)+(C) indicated in Statement at para (I)(a) above}	Details of warrants		Details of convertible securities		Total shares (including underlying shares assuming full conversion of warrants and convertible securities) as a % of diluted share capital
				Number of warrants	As a % total number of warrants of the same class	Number of convertible securities held	% w.r.t total number of convertible securities of the same class	
1	ATITH B.SHAH	403850	7.25	0	0	0	0	7.25
2	APURVA B.SHAH	403850	7.25	0	0	0	0	7.25
<b>TOTAL</b>		<b>807700</b>	<b>14.50</b>	<b>0</b>	<b>0</b>	<b>0</b>	<b>0</b>	<b>14.50</b>

FOR, PRATIKSHA CHEMICALS LTD.

  
DIRECTOR



(D)(d) Statement showing details of locked-in shares

Sr. No.	Name of the shareholder	Number of locked-in shares	Locked-in shares as a percentage of total number of shares {i.e., Grand Total (A)+(B)+(C) indicated in Statement at para (I)(a) above}
1	NIL	0	0.00
<b>TOTAL</b>		<b>0</b>	<b>0.00</b>

FOR, PRATIKSHA CHEMICALS LTD.

  
DIRECTOR

**(II)(a) Statement showing details of Depository Receipts (DRs)**

Sr. No.	Type of outstanding DR (ADRs, GDRs, SDRs, etc.)	Number of outstanding DRs	Number of shares underlying outstanding DRs	Shares underlying outstanding DRs as a percentage of total number of shares {i.e., Grand Total (A)+(B)+(C) indicated in Statement at para (I)(a) above}
1	NIL	0	0	0.00
<b>TOTAL</b>		<b>0</b>	<b>0</b>	<b>0.00</b>


**FOR, PRATIKSHA CHEMICALS LTD.**

  
**DIRECTOR**

**(II)(b) Statement showing holding of Depository Receipts (DRs), where underlying shares held by "promoter/promoter group" are in excess of 1% of the total number of shares**

Sr. No.	Name of the DR Holder	Type of outstanding DR (ADRs, GDRs, SDRs, etc.)	Number of shares underlying outstanding DRs	Shares underlying outstanding DRs as a percentage of total number of shares {i.e., Grand Total (A)+(B)+(C) indicated in Statement at para (I)(a) above}
1	NIL	0	0	0
<b>TOTAL</b>		<b>0</b>	<b>0</b>	<b>0</b>

FOR, PRATIKSHA CHEMICALS LTD.

  
DIRECTOR